

## SPECIFICATIONS

- Frequency Response ..... 20Hz–20KHz (+0.5, –3dB)
- T.H.D. .... Less than 0.3% (+10dBv gain max)
- Equivalent Input Noise ..... –124dB (IHF-A)
- Maximum Output Level..... +17dBv (T.H.D. 1% 600 Ω)
- Equalizer Characteristics ..... Treble ±15dB (10KHz Shelving)  
Bass ±15dB (100Hz Shelving)
- Meter..... OVU = +4dBv ±1dB
- Peak Indicator..... Lights +15dB (6dB below clipping)
- Maximum Gain..... Mic Input/Master Out 72dB  
Mic Input/Line Out 52dB  
Mic Input/Effects Send 52dB  
Effects Return/Master Out 29dB  
Aux In/Master Out 30dB
- Maximum Input Level ..... +18dBv (Trim Min)  
–22dBv (Trim Max)
- Weight ..... 2.7kg
- Dimensions ..... 370(W) × 185(H) × 73(D)mm
- Power Requirement..... 120V(AC) 60Hz 18W

## SUNN ELECTRONIC PRODUCTS LIMITED WARRANTY

This limited warranty against defects in material and workmanship applies only to the original purchaser when purchased from an Authorized SUNN Dealer. IMPORTANT: PLEASE RETAIN YOUR SALES RECEIPT AS IT IS YOUR PROOF OF PURCHASE COVERING YOUR LIMITED WARRANTY. THIS LIMITED WARRANTY IS VOID WITHOUT SUCH SALES RECEIPT.

Defective parts presented during the applicable warranty period with proof of purchase will be repaired or replaced without charge if the product is returned to any Authorized SUNN Dealer or SUNN Service Center. All SUNN Electronic Products carry a Three Year Limited Warranty from date of purchase, except that light bulbs, vacuum tubes and meters carry only a Ninety Day Warranty from date of purchase, and Speakers carry only a One Year Warranty from date of purchase. Any repair or service performed by any person or entity other than an Authorized SUNN Dealer or SUNN Service Center is not covered by this limited warranty. Transportation costs are not included in this limited warranty.

This limited warranty becomes void if the serial number on any product is defaced or removed, or the product has been damaged by alteration, misuse, rental, accident, or neglect, or the product has been repaired or serviced by persons not authorized by SUNN Musical Instruments Corporation. SUNN assumes no liability for property damage of any sort, whether to a SUNN product or any other property, which may result from the failure of any SUNN Electronic Product. Any warranties implied by law are limited to the duration of this express limited warranty. There are no warranties which extend beyond the description on the face hereof.

This limited warranty does not cover any SUNN lighting products or any parts or accessories to any such lighting products.

Some states do not allow limitations on how long an implied warranty lasts, so the above time limitations may not apply to you. Some states do not allow exclusions or limitations of incidental or consequential damages, so the above limitation or exclusion may not apply to you.

This warranty gives you specific legal rights, and you may also have other rights which vary from state to state.

Have service performed by any Authorized SUNN Dealer or contact:

Customer Relations  
SUNN Musical Instruments  
1130 Columbia Street Brea, CA 92621

# PSM8

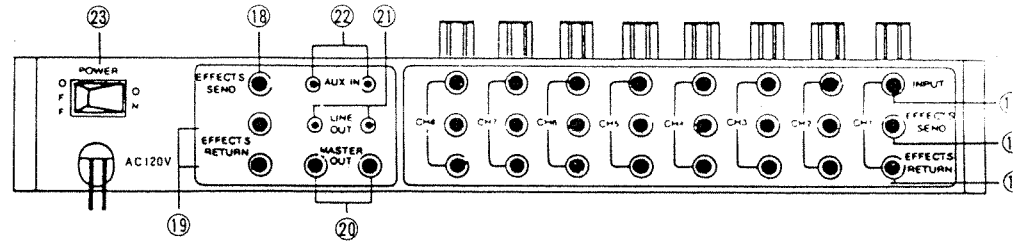
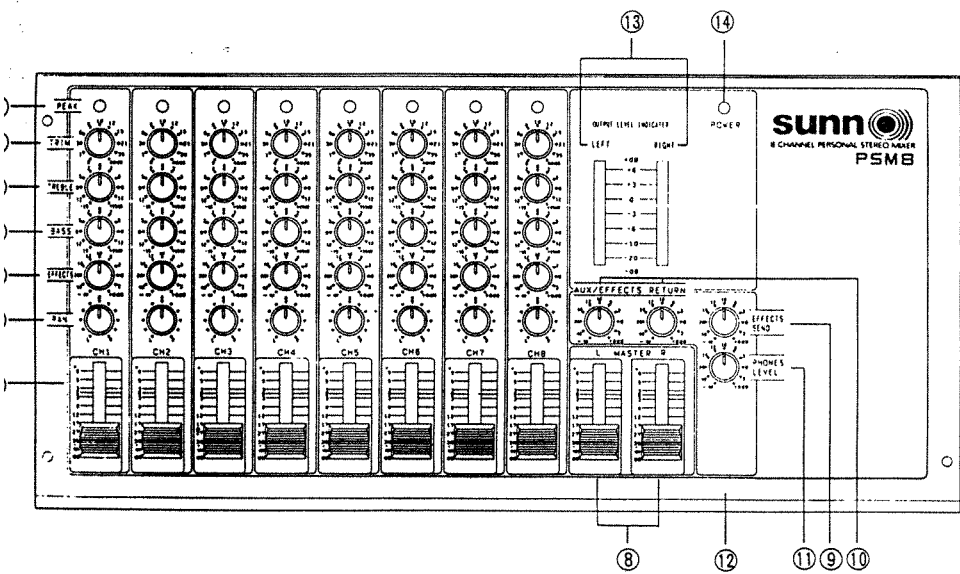
8 CHANNEL PERSONAL STEREO MIXER  
OPERATION INSTRUCTION MANUAL

## Front Panel Description

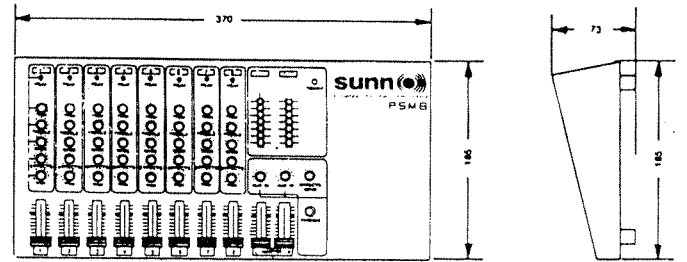
1. **Peak Level Indicator**—indicates that the signal level at the ⑮ input is =15dBv or greater.
2. **Trim**—this control varies the input level to the channel. For best results, adjust it until the ① Peak Level Indicator light goes out.
3. **Treble**—Controls +15dB of high frequency shelving equalization at a frequency of 10 KHz.
4. **Bass**—Controls =15dB of low frequency shelving equalization at a frequency of 100Hz.
5. **Effects**—Controls the individual channel's level at the ⑱ Effects Send.
6. **Pan**—Controls the balance of the input channel's signal to the ② output channels.
7. **Channel Fader**—Controls the amount of signal from the input channel to the main output mix.
8. **Master Fader**—Controls the signal level appearing on the left or right channel ⑳ Master Out.
9. **Effects Send**—Controls the signal level appearing at the ⑲ Effects Out.
0. **Aux Level**—Controls the input level of any signal entering the ⑲ Effects Return or ⑳ Aux In.
1. **Phones Level**—Controls the signal level appearing at the ⑫ Phones output.
2. **Phone**— $\frac{1}{4}$ " jack to accept headphones.
3. **VU Meters**—Show output levels (VU) for the ⑬ Master L & R.

## Rear Panel Description

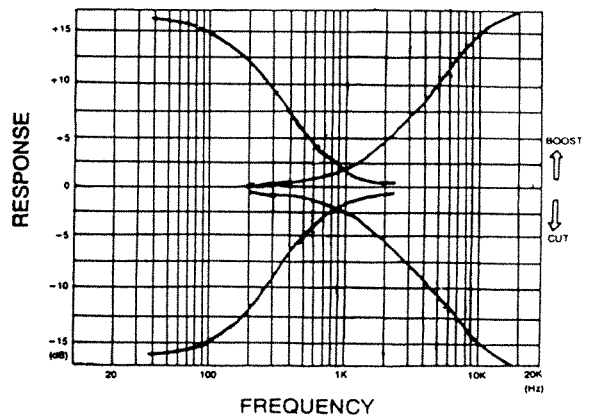
15. **Input**—this is a  $\frac{1}{4}$ " unbalanced phone jack. It will accept only low level monaural signals.
16. **Effects Send**—This is a  $\frac{1}{4}$ " phone jack that is pre fader/post EQ. This is best utilized when special signal processing is desired for one particular channel only.
17. **Effects Return**—This is a  $\frac{1}{4}$ " switching type phone jack that blocks the signal path to the fader. Use this in conjunction with the ⑳ Effects Send jack to complete the individual channel's "effect loop"
18. **Effects Send**—This is a  $\frac{1}{4}$ " phone jack that sends the signal from the deffects bus.
19. **Effects Return**—These two  $\frac{1}{4}$ " phone jacks allow a signal to be fed directly onto either of the two main busses. The level is controlled via the ⑩ Aux In.
20. **Master Out**—These two  $\frac{1}{4}$ " phone jacks send the signals from their respective output channels.
21. **Line Out**—These two RCA jacks allow access to the signal found on the ⑳ Master Out via RCA pin plugs. This allows direct interfacing into standard equipment without the use of special adapters.
22. **Aux In**—These two RCA jacks allow a signal to be fed directly onto any of the main busses as does the ⑲ Effects Return. This allows direct interfacing of standard tape equipment into the main busses without special adapters. Signal assignment and level control is the same as that for the ⑲ Effects Return.
23. **Power Switch**—This switch turns the power on or off. When the power is on, the ⑭ power Indicator will light.



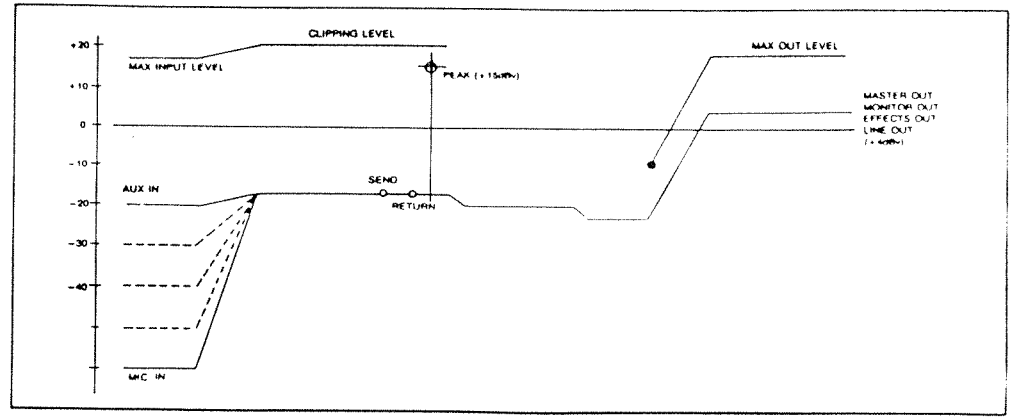
**Dimensions**



**Frequency Response**



**Level Diagram**



Sunn, for over 25 years, has provided the music industry with quality sound products.

The Sunn PSM-8 is designed as a cost effective personal stereo mixer, ideal for on stage mixing of keyboards and other electronic instruments or as a sub mixer for a house system.

Each input channel features input trim control with a 40dB range, high and low EQ, an effects send, pan and fader level control. The master sections include L-R output faders, aux level controls and a headphone jack and level control.

### Features

- \*8-in by 2-out mixing matrix.
- \*Separate Effects send on each channel.
- \*Separate SEND and RETURN JACKS on each channel for individual channel patching.
- \*Individual TRIM controls that provide 40dB of attenuation.
- \*Individual 15dBv peak indicators to prevent clipping.
- \*LED VU indicators on both outputs.
- \*Color coded control knobs for quick and easy identification.

CAUTION: TO PREVENT ELECTRIC SHOCK DO NOT REMOVE SCREWS.  
NO USER-SERVICEABLE PARTS INSIDE. REFER SERVICING TO QUALIFIED TECHNICIAN.

CAUTION: FOR CONTINUED PROTECTION AGAINST FIRE HAZARD REPLACE ONLY WITH THE SAME TYPE FUSE. TO AVOID ELECTRIC SHOCK, DISCONNECT SUPPLY BEFORE CHANGING FUSE.

Block Diagram

